

Signify Classified - Internal
Cooper Lighting Solutions Photometric Lab
1121 Highway 74 South
Peachtree City, GA 30269



Scaled data based on original data using
LM-79-08 Approved Method: Electrical and Photometric Measurements of Solid-
State Lighting Products

Test Report Prepared for
Cooper Lighting Solutions
(formerly Eaton)

Brand: McGRAW-EDISON

Report Number: P437432

Luminaire Tested: **ISS-SA1C-830-U-T3**

Issue Date: 12/9/2020

Test Information

Test Method: LM-79-08
Report Number: P437432
TEST IS SCALED FROM IESNA LM-79-08 TEST DATA (G3-2011-074-8)
Test Lab: INNOVATION CENTER
Issue Date: 12/9/2020
Manufacturer: COOPER LIGHTING SOLUTIONS (FORMERLY EATON)
Product Line: McGRAW-EDISON
Catalog Number: ISS-SA1C-830-U-T3
Description: IMPACT ELITE LED QUARTER SPHERE LUMINAIRE
(1) 80 CRI, 3000K, 615mA LIGHTSQUARE WITH 16 LEDS AND TYPE III OPTICS
Light Source: -
Ballast/Driver: ELECTRONIC DRIVER

Summary

Lumens per Lamp: N/A
Luminaire Lumens: 3638 lumens
Efficiency: N/A
Efficacy: 106.4 lumens/watt
Luminous Opening: Rectangular (W 0.5' x L: 0.5' x H: 0')
IES Classification: Type III - Medium
BUG Rating: B1 - U0 - G1

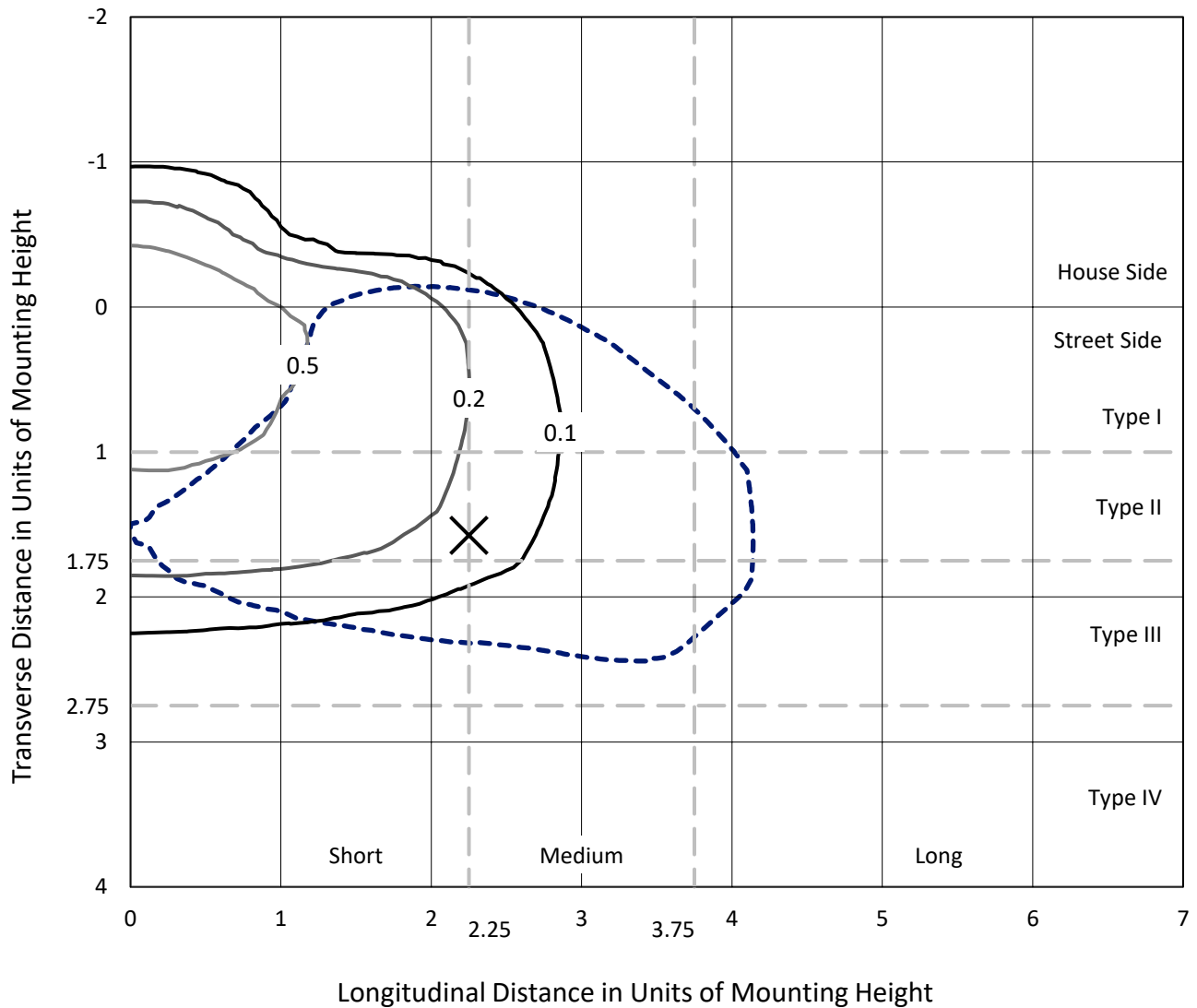
Input Watts (W): 34.2
Input Voltage (V): NR
Input Current (Ain): NR
Voltage Rise (V): NR
Power Factor: NR
Total Harmonic Distortion (THDi): NR
Frequency (hertz): 60
Stabilization Time: NR
Operation Time: NR
Ambient Temperature (°C): NR
Test Distance: 28.75 FT



REPORT NUMBER: P437432
 CATALOG NUMBER: ISS-SA1C-830-U-T3

Iso-Footcandle Lines of Horizontal Illumination

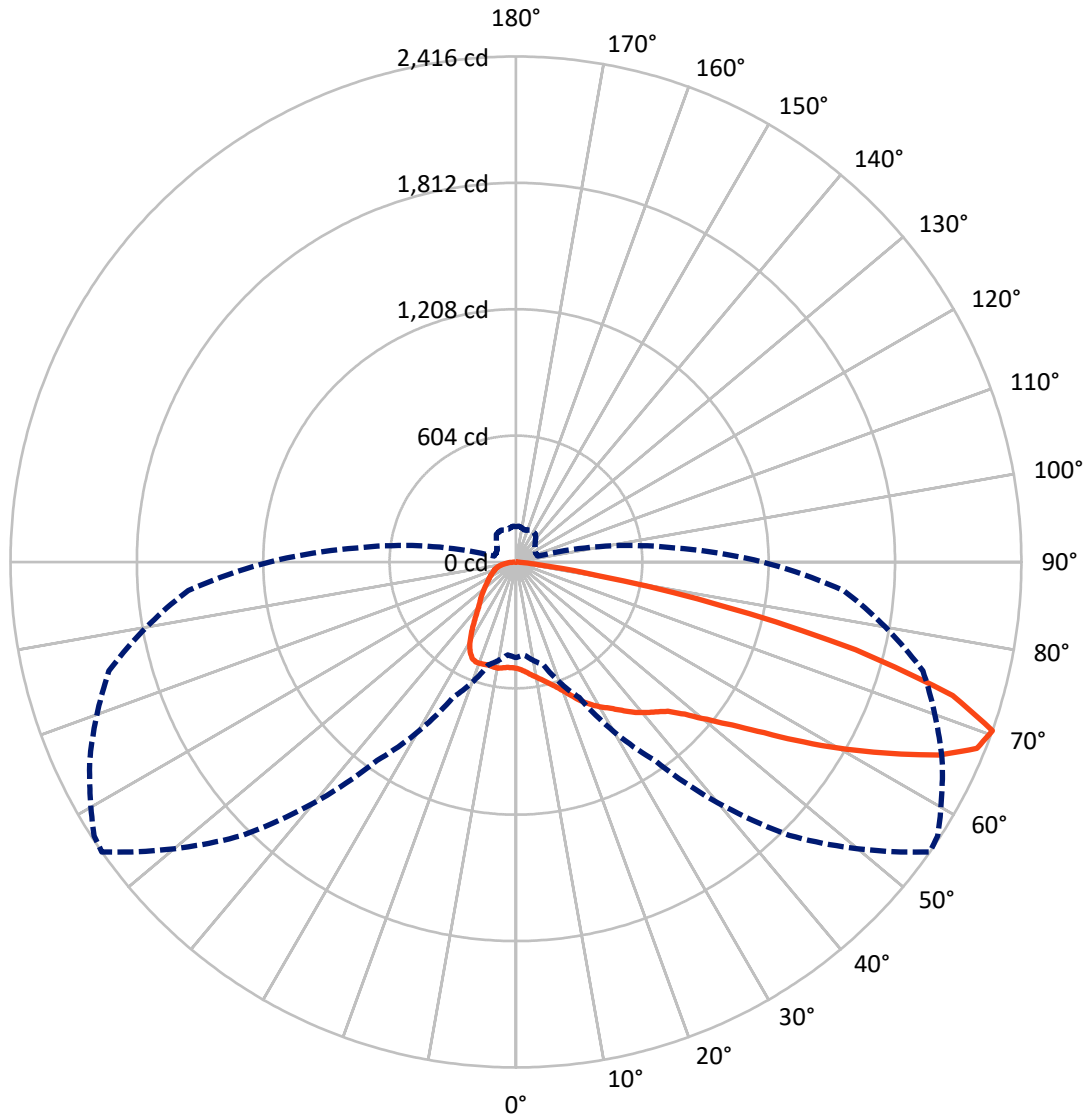
× Max cd
 - - - 1/2 Max cd



Based on 25 foot mounting height. Maximum calculated value = 0.9 fc
 Type III - Medium - N/A

REPORT NUMBER: P437432
CATALOG NUMBER: ISS-SA1C-830-U-T3

Luminous Intensity Polar Plot



— Vertical Plane Through 55-Deg Lateral - - - Horizontal Cone Through 70-Deg Vertical

REPORT NUMBER: P437432

CATALOG NUMBER: ISS-SA1C-830-U-T3

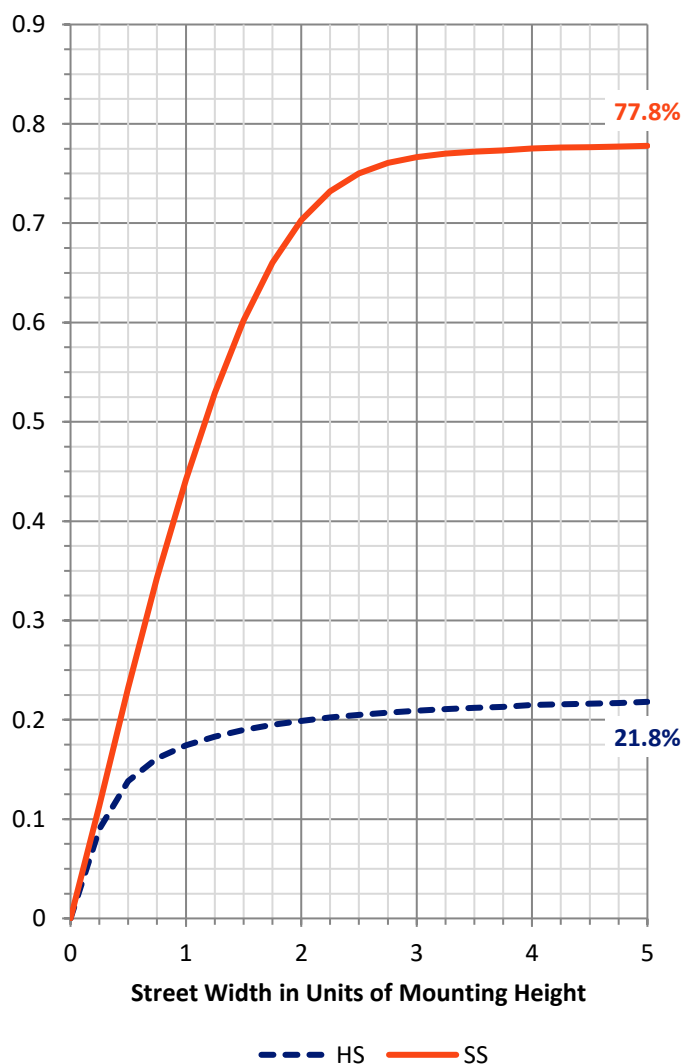
FLUX DISTRIBUTION:

		Downward	Upward	Total
House Side	Lumens	804.7	0.0	804.7
	% Fixture	22.1	0.0	22.1
Street Side	Lumens	2833.3	0.0	2833.3
	% Fixture	77.9	0.0	77.9
Total	Lumens	3638.0	0.0	3638.0
	% Fixture	100.0	0.0	100.0

ZONAL LUMENS:

Zone	Lumens	% Fixture
0°-10°	50.0	1.4
10°-20°	159.3	4.4
20°-30°	277.0	7.6
30°-40°	390.4	10.7
40°-50°	517.4	14.2
50°-60°	753.8	20.7
60°-70°	940.7	25.9
70°-80°	501.0	13.8
80°-90°	48.3	1.3
90°-100°	0.0	0.0
100°-110°	0.0	0.0
110°-120°	0.0	0.0
120°-130°	0.0	0.0
130°-140°	0.0	0.0
140°-150°	0.0	0.0
150°-160°	0.0	0.0
160°-170°	0.0	0.0
170°-180°	0.0	0.0
0°-90°	3638.0	100.0
0°-180°	3638.0	100.0

Coefficient of Utilization

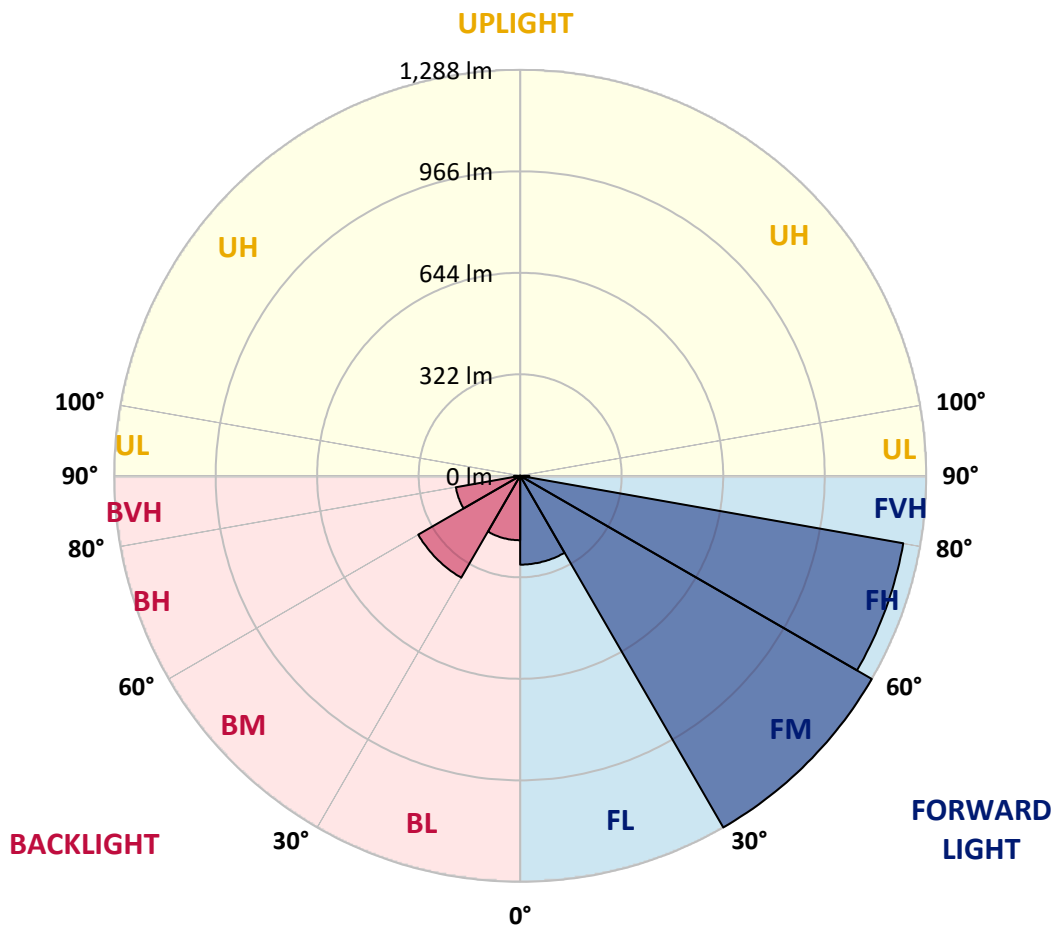


REPORT NUMBER: P437432
 CATALOG NUMBER: ISS-SA1C-830-U-T3

LUMINAIRE CLASSIFICATION SYSTEM LUMEN TABLE AND BUG RATING:

Zone	Lumens	% Fixture	Zone Rating/Lumen Limit		
			B	U	G
FL (0°-30°)	281.8	7.7			
FM (30°-60°)	1288.3	35.4			
FH (60°-80°)	1234.4	33.9			G1/1800
FVH (80°-90°)	28.8	0.8			G1/100
BL (0°-30°)	204.5	5.6	B1/500		
BM (30°-60°)	373.4	10.3	B1/1000		
BH (60°-80°)	207.4	5.7	B1/500		G1/500
BVH (80°-90°)	19.4	0.5			G1/100
UL (90°-100°)	0.0	0.0		U0/0	
UH (100°-180°)	0.0	0.0		U0/0	

BUG Rating: B1-U0-G1
 Type III Medium





REPORT NUMBER: P437432
 CATALOG NUMBER: ISS-SA1C-830-U-T3

CANDELA DISTRIBUTION (FULL):

	0°	5°	15°	25°	35°	45°	55°	57°	65°	75°	85°
0°	508.1	508.1	508.1	508.1	508.1	508.1	508.1	508.1	508.1	508.1	508.1
2.5°	525.1	523.8	523.8	522.5	521.2	519.8	517.2	514.6	514.6	512.0	512.0
5°	538.2	535.6	536.9	535.6	535.6	532.9	529.0	529.0	527.7	521.2	515.9
7.5°	551.3	550.0	550.0	551.3	550.0	547.3	546.0	544.7	539.5	531.6	523.8
10°	569.6	569.6	569.6	568.3	568.3	565.7	561.7	561.7	555.2	546.0	536.9
12.5°	597.1	595.8	594.5	594.5	590.6	585.3	581.4	581.4	577.5	563.1	551.3
15°	628.5	624.6	622.0	622.0	616.7	607.6	603.6	605.0	601.0	584.0	567.0
17.5°	660.0	660.0	657.3	650.8	644.2	637.7	628.5	631.1	627.2	610.2	587.9
20°	688.8	686.1	686.1	682.2	673.0	665.2	660.0	658.6	656.0	637.7	611.5
22.5°	720.2	718.9	715.0	712.3	705.8	701.9	699.2	699.2	688.8	663.9	629.8
25°	758.2	756.9	756.9	746.4	741.1	734.6	738.5	734.6	729.4	692.7	649.5
27.5°	796.1	796.1	794.8	789.6	775.2	771.3	773.9	771.3	769.9	720.2	667.8
30°	836.7	835.4	831.5	830.2	815.8	805.3	804.0	798.8	798.8	745.1	680.9
32.5°	870.8	869.5	872.1	866.8	857.7	843.3	834.1	834.1	824.9	769.9	696.6
35°	902.2	904.8	904.8	902.2	894.3	879.9	870.8	873.4	860.3	792.2	716.3
37.5°	937.6	934.9	931.0	928.4	917.9	911.4	911.4	914.0	894.3	815.8	742.5
40°	945.4	952.0	961.1	950.7	945.4	944.1	946.7	940.2	920.5	852.4	787.0
42.5°	961.1	966.4	983.4	979.5	975.5	979.5	979.5	970.3	961.1	902.2	847.2
45°	1000.4	1009.6	1022.7	1024.0	1022.7	1029.2	1017.4	1016.1	1014.8	974.2	928.4
47.5°	1043.6	1054.1	1084.2	1080.3	1094.7	1107.8	1086.8	1085.5	1089.5	1069.8	1031.8
50°	1094.7	1105.2	1143.1	1157.5	1196.8	1220.4	1182.4	1165.4	1192.9	1191.6	1162.8
52.5°	1153.6	1166.7	1192.9	1242.7	1309.4	1334.3	1293.7	1279.3	1312.1	1327.8	1301.6
55°	1194.2	1204.7	1245.3	1322.5	1431.2	1463.9	1440.4	1427.3	1462.6	1475.7	1448.2
57.5°	1208.6	1211.2	1271.5	1393.2	1543.8	1627.6	1623.7	1614.5	1600.1	1632.9	1625.0
60°	1183.7	1198.1	1275.4	1424.7	1644.7	1803.1	1817.5	1796.5	1778.2	1786.1	1759.9
62.5°	1151.0	1162.8	1244.0	1428.6	1712.7	1961.5	2015.2	1991.7	1945.8	1924.9	1863.3
65°	1035.8	1035.8	1115.6	1348.7	1701.0	2091.2	2223.4	2182.8	2099.0	2024.4	1859.4
67.5°	792.2	788.3	865.5	1107.8	1534.7	2104.3	2376.6	2355.7	2220.8	2062.4	1786.1
70°	457.0	445.2	509.4	715.0	1158.9	1847.6	2415.9	2404.1	2248.3	2013.9	1572.6
72.5°	158.4	168.9	210.8	303.8	637.7	1330.4	2182.8	2207.7	2117.4	1829.3	1263.6
75°	82.5	82.5	96.9	132.3	269.7	686.1	1677.4	1754.6	1774.3	1530.7	902.2
77.5°	60.2	61.5	69.4	85.1	128.3	263.2	1007.0	1080.3	1228.3	1054.1	521.2
80°	40.6	41.9	49.8	56.3	78.6	102.1	402.0	441.3	608.9	471.4	201.7
82.5°	30.1	31.4	31.4	32.7	43.2	47.1	106.1	130.9	209.5	140.1	72.0
85°	6.5	6.5	13.1	13.1	13.1	13.1	23.6	26.2	39.3	41.9	23.6
87.5°	0.0	0.0	0.0	0.0	1.3	1.3	2.6	2.6	2.6	3.9	3.9
90°	0.0	0.0	0.0	0.0	0.0	0.0	0.0	0.0	0.0	0.0	0.0



REPORT NUMBER: P437432
 CATALOG NUMBER: ISS-SA1C-830-U-T3

CANDELA DISTRIBUTION (continued):

	90°	95°	105°	115°	125°	135°	145°	155°	165°	175°	180°
0°	508.1	508.1	508.1	508.1	508.1	508.1	508.1	508.1	508.1	508.1	508.1
2.5°	510.7	509.4	508.1	506.8	505.4	504.1	502.8	504.1	504.1	506.8	508.1
5°	514.6	510.7	509.4	506.8	505.4	505.4	505.4	506.8	508.1	509.4	510.7
7.5°	521.2	519.8	515.9	510.7	509.4	509.4	506.8	506.8	506.8	509.4	509.4
10°	532.9	529.0	523.8	518.5	514.6	506.8	500.2	495.0	497.6	501.5	501.5
12.5°	546.0	539.5	532.9	523.8	513.3	500.2	493.7	495.0	495.0	498.9	500.2
15°	563.1	557.8	543.4	527.7	509.4	498.9	496.3	493.7	493.7	496.3	498.9
17.5°	581.4	572.2	553.9	530.3	512.0	500.2	495.0	484.5	479.3	477.9	480.6
20°	598.4	587.9	563.1	532.9	514.6	498.9	480.6	463.5	450.4	447.8	445.2
22.5°	612.8	599.7	569.6	538.2	514.6	485.8	454.4	429.5	411.2	405.9	408.5
25°	628.5	608.9	577.5	543.4	505.4	459.6	416.4	386.3	368.0	360.1	360.1
27.5°	641.6	622.0	585.3	539.5	481.9	424.3	374.5	344.4	330.0	322.1	320.8
30°	653.4	632.5	601.0	527.7	447.8	375.8	332.6	311.6	302.5	293.3	294.6
32.5°	669.1	650.8	612.8	502.8	402.0	331.3	298.6	288.1	278.9	272.4	275.0
35°	691.4	680.9	616.7	471.4	354.9	299.9	277.6	265.8	258.0	248.8	248.8
37.5°	722.8	713.6	603.6	424.3	313.0	276.3	260.6	244.9	231.8	221.3	218.7
40°	760.8	747.7	581.4	371.9	280.2	260.6	246.2	226.5	208.2	193.8	191.2
42.5°	821.0	783.0	548.7	318.2	256.6	247.5	227.8	203.0	184.6	174.2	171.5
45°	885.2	823.6	501.5	272.4	238.3	231.8	209.5	184.6	171.5	163.7	162.4
47.5°	966.4	868.2	457.0	238.3	217.4	216.1	189.9	174.2	163.7	158.4	157.1
50°	1073.7	924.5	412.5	212.1	199.0	195.1	180.7	167.6	159.8	155.8	154.5
52.5°	1198.1	989.9	377.1	192.5	182.0	179.4	175.5	165.0	159.8	155.8	154.5
55°	1316.0	1058.0	339.1	174.2	167.6	170.2	172.8	165.0	161.1	158.4	155.8
57.5°	1445.6	1115.6	295.9	159.8	155.8	162.4	170.2	166.3	163.7	159.8	158.4
60°	1525.5	1156.2	238.3	146.7	146.7	155.8	166.3	163.7	158.4	158.4	158.4
62.5°	1560.8	1149.7	188.6	133.6	136.2	148.0	159.8	157.1	153.2	159.8	159.8
65°	1515.0	1075.0	153.2	121.8	125.7	137.5	153.2	153.2	153.2	163.7	163.7
67.5°	1395.9	962.4	125.7	111.3	115.2	129.6	153.2	162.4	161.1	172.8	172.8
70°	1178.5	763.4	108.7	103.4	108.7	129.6	162.4	167.6	158.4	171.5	168.9
72.5°	898.3	532.9	96.9	95.6	102.1	125.7	163.7	161.1	149.3	153.2	149.3
75°	590.6	323.4	85.1	87.7	90.4	111.3	155.8	150.6	136.2	133.6	130.9
77.5°	324.7	162.4	74.6	78.6	78.6	94.3	141.4	129.6	117.8	111.3	108.7
80°	129.6	82.5	65.5	69.4	64.2	75.9	106.1	100.8	90.4	85.1	82.5
82.5°	58.9	45.8	55.0	57.6	48.4	56.3	78.6	75.9	68.1	58.9	56.3
85°	22.3	26.2	41.9	39.3	34.0	32.7	44.5	40.6	32.7	26.2	26.2
87.5°	2.6	5.2	10.5	14.4	7.9	5.2	2.6	1.3	1.3	0.0	0.0
90°	0.0	0.0	0.0	0.0	0.0	0.0	0.0	0.0	0.0	0.0	0.0

Cooper Lighting Solutions Photometric Lab
1121 Highway 74 South
Peachtree City, GA 30269



LM-79-2019: Approved Method: Electrical and Photometric Measurements of Solid-State Lighting Products

Report Prepared for

Cooper Lighting Solutions

MCGRAW EDISON

Report Number: SP1-2408-195-9

Test Date: 08/07/2024

Luminaire Tested: GALN-SB1A-830-U-5WQ

Data in this report applies to families of products including GALN-SB1A-830-U-5WQ.

Test Information

Test Method: LM-79-2019
 Report Number: SP1-2408-195-9
 Test Lab: COOPER LIGHTING SOLUTIONS
 Photometer: SP1 - 76IN SPHERE
 Measurement Geometry: 4π
 Issue Date: 08/07/2024
 Manufacturer: COOPER LIGHTING SOLUTIONS
 Product Line: MCGRAW EDISON
 Catalog Number: **GALN-SB1A-830-U-5WQ**
 Description: GALLEON AREA AND ROADWAY LUMINAIRE. (1) 80 CRI, 3000K, 350MA HIGH DENSITY LIGHTSQUARE WITH 26 LEDS AND TYPE V WIDE OPTICS

Spectral Parameters

CCT (K): 3050
 CIE u': 0.2476
 CIE v': 0.5251
 Duv: 0.0034
 CIE x: 0.4383
 CIE y: 0.4131
 CIE z: 0.1487
 Peak Wavelength (nm): 603
 Dominant Wavelength (nm): 581
 Purity: 55.55201
 Rf: 81.5
 Rg: 99.2

CRI (Ra):	81.0		
R1:	79.6	R9:	7.1
R2:	85.6	R10:	67.0
R3:	92.0	R11:	82.7
R4:	82.6	R12:	63.2
R5:	78.9	R13:	80.3
R6:	81.7	R14:	95.0
R7:	85.2	R15:	71.7
R8:	62.0		



Test Conditions

Stabilization Time: 20M
 Operation Time: 1H 20M
 Sphere Temperature (°C): 24.2

REPORT NUMBER: SP1-2408-195-9

Measurement and Test Equipment			
Instrument	Identification Number	Calibration Date	Calibration Due Date
Photometer	IN0058	6/18/2024	12/18/2024
Power Meter	INXT2011004	2/8/2024	2/8/2025
AC Power Source	IN0063	10/24/2023	10/24/2024
DC Power Source	IN0208	10/24/2023	10/24/2024
Sphere Thermometer	IN0085	10/24/2023	10/24/2024
Room Thermometer	IN0046	10/24/2023	10/24/2024

REPORT NUMBER: SP1-2408-195-9

CIE 1931 Chromaticity Diagram



CIE 1931 Chromaticity Diagram with 2017 ANSI 7-Step and 4-Step Quadrangles



Point lies inside the ANSI 3000K 4-step quadrangle

REPORT NUMBER: SP1-2408-195-9

Photopic Flux vs. Wavelength



Photopic Lumens: NR

λ (nm)	Power W [^] /nm	Lumens (ϕ /nm)	λ (nm)	Power W [^] /nm	Lumens (ϕ /nm)	λ (nm)	Power W [^] /nm	Lumens (ϕ /nm)	λ (nm)	Power W [^] /nm	Lumens (ϕ /nm)	λ (nm)	Power W [^] /nm	Lumens (ϕ /nm)
360	0	NR	490	168	NR	620	940	NR	750	35	NR	880	1	NR
365	0	NR	495	233	NR	625	897	NR	755	30	NR	885	1	NR
370	0	NR	500	300	NR	630	847	NR	760	26	NR	890	1	NR
375	0	NR	505	372	NR	635	790	NR	765	22	NR	895	1	NR
380	0	NR	510	430	NR	640	730	NR	770	19	NR	900	1	NR
385	0	NR	515	483	NR	645	668	NR	775	16	NR	905	1	NR
390	0	NR	520	524	NR	650	605	NR	780	14	NR	910	0	NR
395	2	NR	525	555	NR	655	545	NR	785	12	NR	915	0	NR
400	4	NR	530	581	NR	660	485	NR	790	10	NR	920	0	NR
405	7	NR	535	604	NR	665	430	NR	795	9	NR	925	0	NR
410	17	NR	540	623	NR	670	378	NR	800	8	NR	930	0	NR
415	34	NR	545	645	NR	675	331	NR	805	7	NR	935	0	NR
420	68	NR	550	667	NR	680	290	NR	810	6	NR	940	0	NR
425	128	NR	555	693	NR	685	251	NR	815	5	NR	945	0	NR
430	214	NR	560	719	NR	690	218	NR	820	4	NR	950	0	NR
435	339	NR	565	754	NR	695	188	NR	825	4	NR	955	0	NR
440	507	NR	570	791	NR	700	162	NR	830	3	NR	960	0	NR
445	573	NR	575	830	NR	705	139	NR	835	3	NR	965	0	NR
450	356	NR	580	873	NR	710	119	NR	840	3	NR	970	0	NR
455	217	NR	585	913	NR	715	102	NR	845	2	NR	975	0	NR
460	168	NR	590	948	NR	720	88	NR	850	2	NR	980	0	NR
465	113	NR	595	974	NR	725	76	NR	855	2	NR	985	0	NR
470	85	NR	600	994	NR	730	65	NR	860	1	NR	990	0	NR
475	85	NR	605	998	NR	735	55	NR	865	1	NR	995	0	NR
480	94	NR	610	994	NR	740	47	NR	870	1	NR	1000	0	NR
485	120	NR	615	973	NR	745	41	NR	875	1	NR			

REPORT NUMBER: SP1-2408-195-9

Scotopic Flux vs. Wavelength



Scotopic Lumens: NR

S/P: 1.27

λ (nm)	Power W [^] /nm	Lumens (ϕ /nm)	λ (nm)	Power W [^] /nm	Lumens (ϕ /nm)	λ (nm)	Power W [^] /nm	Lumens (ϕ /nm)	λ (nm)	Power W [^] /nm	Lumens (ϕ /nm)	λ (nm)	Power W [^] /nm	Lumens (ϕ /nm)
360	0	NR	490	168	NR	620	940	NR	750	35	NR	880	1	NR
365	0	NR	495	233	NR	625	897	NR	755	30	NR	885	1	NR
370	0	NR	500	300	NR	630	847	NR	760	26	NR	890	1	NR
375	0	NR	505	372	NR	635	790	NR	765	22	NR	895	1	NR
380	0	NR	510	430	NR	640	730	NR	770	19	NR	900	1	NR
385	0	NR	515	483	NR	645	668	NR	775	16	NR	905	1	NR
390	0	NR	520	524	NR	650	605	NR	780	14	NR	910	0	NR
395	2	NR	525	555	NR	655	545	NR	785	12	NR	915	0	NR
400	4	NR	530	581	NR	660	485	NR	790	10	NR	920	0	NR
405	7	NR	535	604	NR	665	430	NR	795	9	NR	925	0	NR
410	17	NR	540	623	NR	670	378	NR	800	8	NR	930	0	NR
415	34	NR	545	645	NR	675	331	NR	805	7	NR	935	0	NR
420	68	NR	550	667	NR	680	290	NR	810	6	NR	940	0	NR
425	128	NR	555	693	NR	685	251	NR	815	5	NR	945	0	NR
430	214	NR	560	719	NR	690	218	NR	820	4	NR	950	0	NR
435	339	NR	565	754	NR	695	188	NR	825	4	NR	955	0	NR
440	507	NR	570	791	NR	700	162	NR	830	3	NR	960	0	NR
445	573	NR	575	830	NR	705	139	NR	835	3	NR	965	0	NR
450	356	NR	580	873	NR	710	119	NR	840	3	NR	970	0	NR
455	217	NR	585	913	NR	715	102	NR	845	2	NR	975	0	NR
460	168	NR	590	948	NR	720	88	NR	850	2	NR	980	0	NR
465	113	NR	595	974	NR	725	76	NR	855	2	NR	985	0	NR
470	85	NR	600	994	NR	730	65	NR	860	1	NR	990	0	NR
475	85	NR	605	998	NR	735	55	NR	865	1	NR	995	0	NR
480	94	NR	610	994	NR	740	47	NR	870	1	NR	1000	0	NR
485	120	NR	615	973	NR	745	41	NR	875	1	NR			

REPORT NUMBER: SP1-2408-195-9

Melanopic Flux vs. Wavelength



Melanopic Lumens: NR

M/P: 2.32

λ (nm)	Power W [^] /nm	Lumens (φ/nm)	λ (nm)	Power W [^] /nm	Lumens (φ/nm)	λ (nm)	Power W [^] /nm	Lumens (φ/nm)	λ (nm)	Power W [^] /nm	Lumens (φ/nm)	λ (nm)	Power W [^] /nm	Lumens (φ/nm)
360	0	NR	490	168	NR	620	940	NR	750	35	NR	880	1	NR
365	0	NR	495	233	NR	625	897	NR	755	30	NR	885	1	NR
370	0	NR	500	300	NR	630	847	NR	760	26	NR	890	1	NR
375	0	NR	505	372	NR	635	790	NR	765	22	NR	895	1	NR
380	0	NR	510	430	NR	640	730	NR	770	19	NR	900	1	NR
385	0	NR	515	483	NR	645	668	NR	775	16	NR	905	1	NR
390	0	NR	520	524	NR	650	605	NR	780	14	NR	910	0	NR
395	2	NR	525	555	NR	655	545	NR	785	12	NR	915	0	NR
400	4	NR	530	581	NR	660	485	NR	790	10	NR	920	0	NR
405	7	NR	535	604	NR	665	430	NR	795	9	NR	925	0	NR
410	17	NR	540	623	NR	670	378	NR	800	8	NR	930	0	NR
415	34	NR	545	645	NR	675	331	NR	805	7	NR	935	0	NR
420	68	NR	550	667	NR	680	290	NR	810	6	NR	940	0	NR
425	128	NR	555	693	NR	685	251	NR	815	5	NR	945	0	NR
430	214	NR	560	719	NR	690	218	NR	820	4	NR	950	0	NR
435	339	NR	565	754	NR	695	188	NR	825	4	NR	955	0	NR
440	507	NR	570	791	NR	700	162	NR	830	3	NR	960	0	NR
445	573	NR	575	830	NR	705	139	NR	835	3	NR	965	0	NR
450	356	NR	580	873	NR	710	119	NR	840	3	NR	970	0	NR
455	217	NR	585	913	NR	715	102	NR	845	2	NR	975	0	NR
460	168	NR	590	948	NR	720	88	NR	850	2	NR	980	0	NR
465	113	NR	595	974	NR	725	76	NR	855	2	NR	985	0	NR
470	85	NR	600	994	NR	730	65	NR	860	1	NR	990	0	NR
475	85	NR	605	998	NR	735	55	NR	865	1	NR	995	0	NR
480	94	NR	610	994	NR	740	47	NR	870	1	NR	1000	0	NR
485	120	NR	615	973	NR	745	41	NR	875	1	NR			

Summary

$R_f = 81.5$
 $R_g = 99.2$
 $CIE R_a = 81.0$
 $R_9 = 7.1$



Color Vector Graphics



Individual Sample Fidelity Index ($R_{f,i}$)

CES01 = 86	CES26 = 74	CES51 = 89	CES76 = 70
CES02 = 63	CES27 = 88	CES52 = 92	CES77 = 86
CES03 = 31	CES28 = 89	CES53 = 81	CES78 = 72
CES04 = 70	CES29 = 67	CES54 = 87	CES79 = 90
CES05 = 50	CES30 = 68	CES55 = 85	CES80 = 88
CES06 = 51	CES31 = 71	CES56 = 78	CES81 = 78
CES07 = 42	CES32 = 70	CES57 = 76	CES82 = 95
CES08 = 41	CES33 = 71	CES58 = 78	CES83 = 90
CES09 = 29	CES34 = 82	CES59 = 92	CES84 = 94
CES10 = 76	CES35 = 90	CES60 = 95	CES85 = 86
CES11 = 59	CES36 = 93	CES61 = 93	CES86 = 72
CES12 = 65	CES37 = 87	CES62 = 83	CES87 = 85
CES13 = 43	CES38 = 75	CES63 = 77	CES88 = 83
CES14 = 74	CES39 = 94	CES64 = 83	CES89 = 75
CES15 = 71	CES40 = 89	CES65 = 77	CES90 = 81
CES16 = 47	CES41 = 85	CES66 = 80	CES91 = 96
CES17 = 50	CES42 = 86	CES67 = 79	CES92 = 73
CES18 = 56	CES43 = 81	CES68 = 84	CES93 = 84
CES19 = 72	CES44 = 99	CES69 = 91	CES94 = 64
CES20 = 66	CES45 = 87	CES70 = 78	CES95 = 80
CES21 = 87	CES46 = 82	CES71 = 76	CES96 = 84
CES22 = 79	CES47 = 77	CES72 = 92	CES97 = 87
CES23 = 92	CES48 = 71	CES73 = 71	CES98 = 81
CES24 = 91	CES49 = 81	CES74 = 93	CES99 = 74
CES25 = 72	CES50 = 89	CES75 = 74	



Color Rendition by Hue-Angle Bin



Measure Comparisons



(END OF REPORT)